

## UP114 ULTRATOSS

Parts List		
DESCRIPTION	QTY	PART NUMBER
TRIPLE TOSS	1	TRT03XX
TRIPLE TOSS POST	1	315012
<b>HARDWARE COMPLETE</b>	1	315013
1/2" ANCHOR ROD	2	135038
1/4" x 2" SELF-TAPPING SECURITY TORX	3	HWS0306
5/16" FLATWASHER (3/4" O.D.)	3	817404

*Unless Otherwise Specified, All Units of Measure are Each*

*\*Items listed below Hardware Complete line are included with Hardware Complete Number*

**Warning: During Installation, Hardware And Small Parts Are Choking Hazards For Young Children. Store Unused Parts Appropriately Until Assembly Is Completed. Once Assembly Is Completed, Remove Any Unused Parts From The Play Environment And Dispose/Save Them In A Secure Location. Any bolt end protruding more than two full threads beyond the face of the nut causes risk of clothing entanglement. Promptly cut-off flush, file smooth, and treat to prevent corrosion.**

**Note: Peen Tee-Nuts and Flatwashers to match radius of pipe after assembly is complete.**

**Note: Loctite (supplied by others) should be used on any non-patch hardware.**

### SPECIFICATIONS:

#### **TRIPLE TOSS:**

Shall be rotational molded from polyethylene. The polyethylene shall be linear low-density material with UV-stabilized color and an anti-static compound additive. All rotational molded products shall meet or exceed the following specifications: ASTM D-1298, type 2, class A and Federal specification LP-390c, type 1, class M, grade 2, category 3; Density (ASTM D-155); Brittleness Temperature (ASTM D-746), Tensile Values (ASTM-638); Flexural Modulus (ASTM-D-790); Heat Distortion (ASTM-648); Low Temperature Impact (ARM-STD)

#### **TRIPLE TOSS POST:**

Shall be fabricated from 3.5" O.D. 13 gauge (0.095") galvanized round tubing, manufactured to ASTM A-500 Section 2 tolerances from cold-formed steel conforming to ASTM A-569 Sheet Spec for Steel Coil. Minimum yield strength shall be 50,000 psi and minimum tensile strength shall be 55,000 psi. The exterior surface is hot dip galvanized, chromate conversion coated, and a clear high performance organic polymer is applied. The inside diameter has 81% minimum zinc rich primer capable of providing excellent rust protection and fabrication characteristics. All coatings are applied inside and out after welding for superior corrosion protection throughout. Exterior surface galvanizing zinc purity is 99% as per ASTM B-6 high grade and special high grade. Galvanizing coverage shall demonstrate the ability to exceed 1000 hours salt spray corrosion exposure in accordance with ASTM B-117. Internal surface zinc rich 81% minimum zinc dust content in organic resin, as per ASTM F-1234, Section 5.2.4, Type D. All upright post shall have a finished grade line marking to indicate the correct playground safety surface level. All upright post shall be coated with a custom formula TGIC polyester powder coating in conformance with the specifications outlined herein.

#### **POWDER COAT FINISH:**

Powder-coat shall be an electrostatically applied custom formula of TGIC polyester powder. All components will be free of sharp edges and excess weld spatter and shall be cleaned in a six stage Alkaline bath system (free of iron phosphate), as a rust inhibitor, and a zirconium conversion coating to prevent flash rusting before coating. In addition, all welds shall be protectively coated with ZRP, a rich primer that forms a rust-resistant barrier layer over each weld prior to application of the color powder coating. The powder coating shall have a super tough finish with maximum exterior durability and will have superior adhesion characteristics. Typical characteristics are: 3.0 - 5.0 mil thickness and oven cured between 375 to 425 degrees Fahrenheit. Pencil Hardness H (ASTM D-3363), Impact (ASTM D-2794-69), Wedge Bend (ASTM D-522-68), Adhesion (Cross Hatch ASTM D-3359 & Knife Scratch ASTM D-2197), Environmental (Stain Resistance ASTM D-1308, Humidity ASTM D 2247 - 87, Salt Spray ASTM B-117 & Fadometer 300 hrs with no loss of gloss), Oven-bake Stability 100% at 400 degrees Fahrenheit.

#### **HARDWARE:**

All nuts, bolts, and washers, with exceptions noted, shall be 3/8" diameter 18-8 stainless steel in varying lengths, with a vandalresistant hex-pinned head configuration and factory-applied locking patch. When allowed a 72-hour cure time, the locking patch will prevent the bolt from loosening without at least 4 times the installation torque. Play & Park Structures will supply the special tool required to turn vandal-resistant hardware with each shipment.

---

## UP114 ULTRATOSS

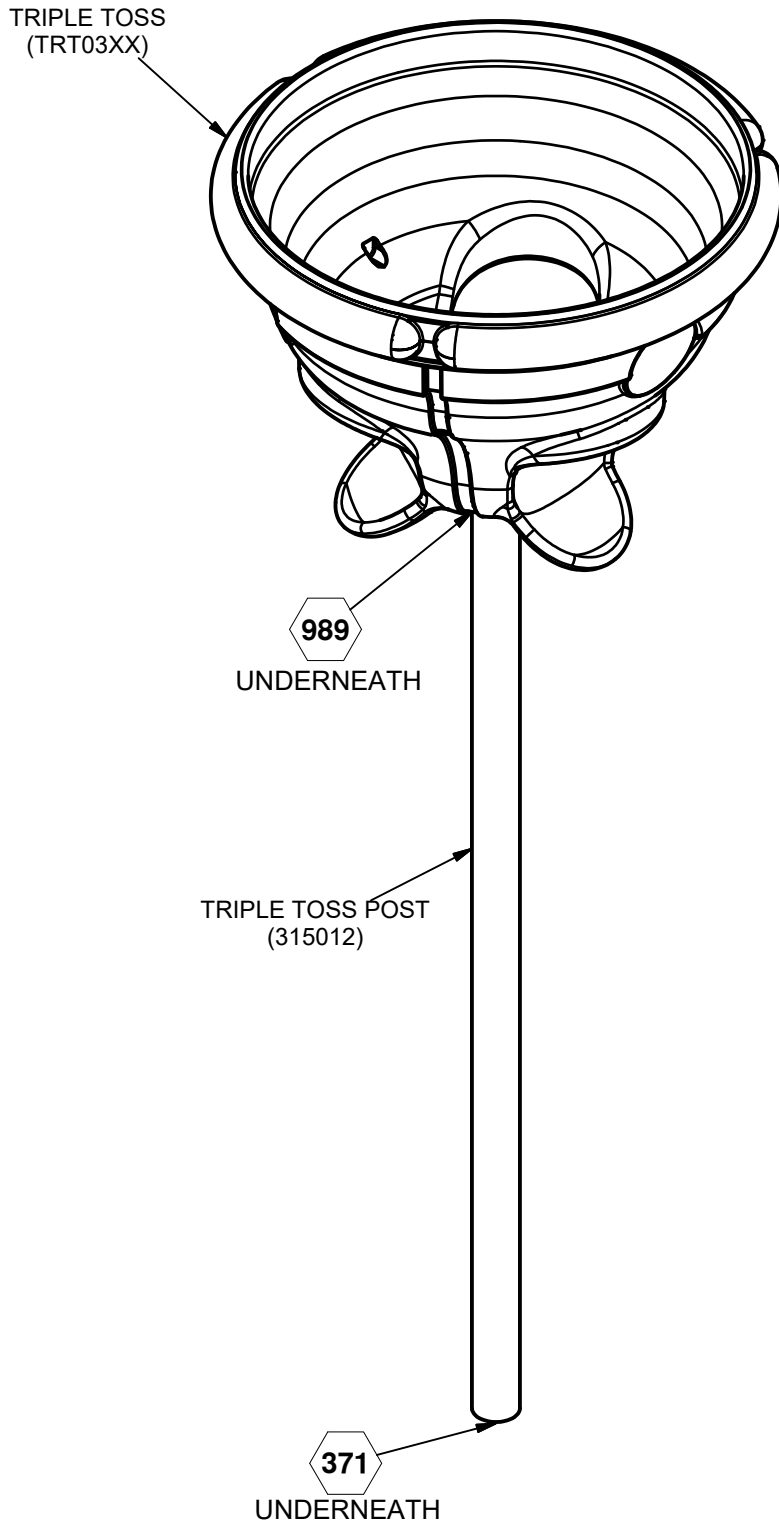
### **INSTALLATION INSTRUCTIONS:**

1. Determine location for Triple Toss and dig footing hole. Refer to Elevation View for footing depth.
2. Insert Triple Toss Post into Triple Toss and attach using 1/4" x 2" Self-Tapping Security Torx and 5/16" x 3/4" Flat Washer. See Detail 989.
3. Place 1/2" Anchor Rods in bottom of Triple Toss Post. See Detail 371.
4. Place Assembly into ground hole.
5. Plumb and level the entire assembly and tighten all fasteners.
6. After entire unit is assembled, pour concrete footings within 4" to the top and taper away from post for water drainage. Allow to cure at least 48 hours before use.
7. When structure is finished and satisfactory, tighten all fasteners and install Drive Rivets in all clamps to ensure clamps cannot slide down posts. See Pipe Clamp sub-assembly sheet. ***It is very important that all Drive Rivets be installed prior to allowing use of equipment, as clamps are not designed to support substantial weight without them.*** Also Eliminate sharp points and sharp edges (burring) on installed hardware like bolts, nuts, etc. Install resilient surfacing material within the use zone of play structure in accordance with ASTM specifications F1292 appropriate for the fall height of each structure. Refer to the Safety Guidelines.

### **MAINTENANCE PROCEDURE:**

Periodically check hardware for tightness, and tighten as necessary. Always check all parts for breakage or wear, and immediately put equipment out of service until any faulty parts found are repaired or replaced. Also Check all metal parts for rust, paint loss and touch-up if necessary with paint. Check for welded areas and verify integrity. Check periodically resilient surfacing for appropriate depth and remove extraneous materials that could cause injury, infection, or disease. Maintain detailed installation, inspection, maintenance, and repair records for each public-use playground equipment.

## UP114 ULTRATOSS



 = INSTALLATION DETAIL

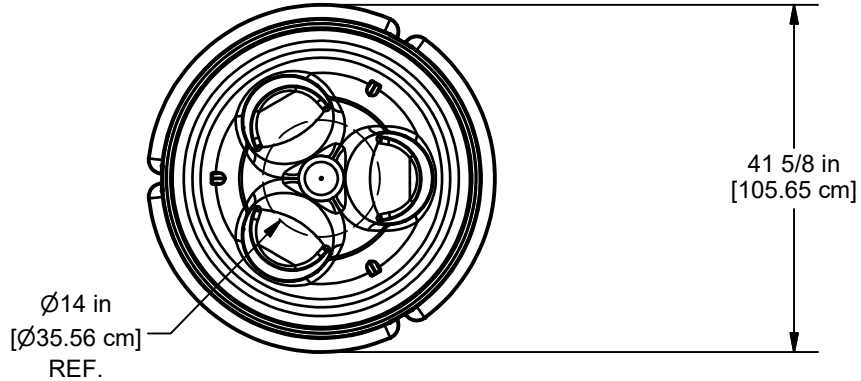
Issued/Revised: 7/30/2019

**FINISHED ASSEMBLY**

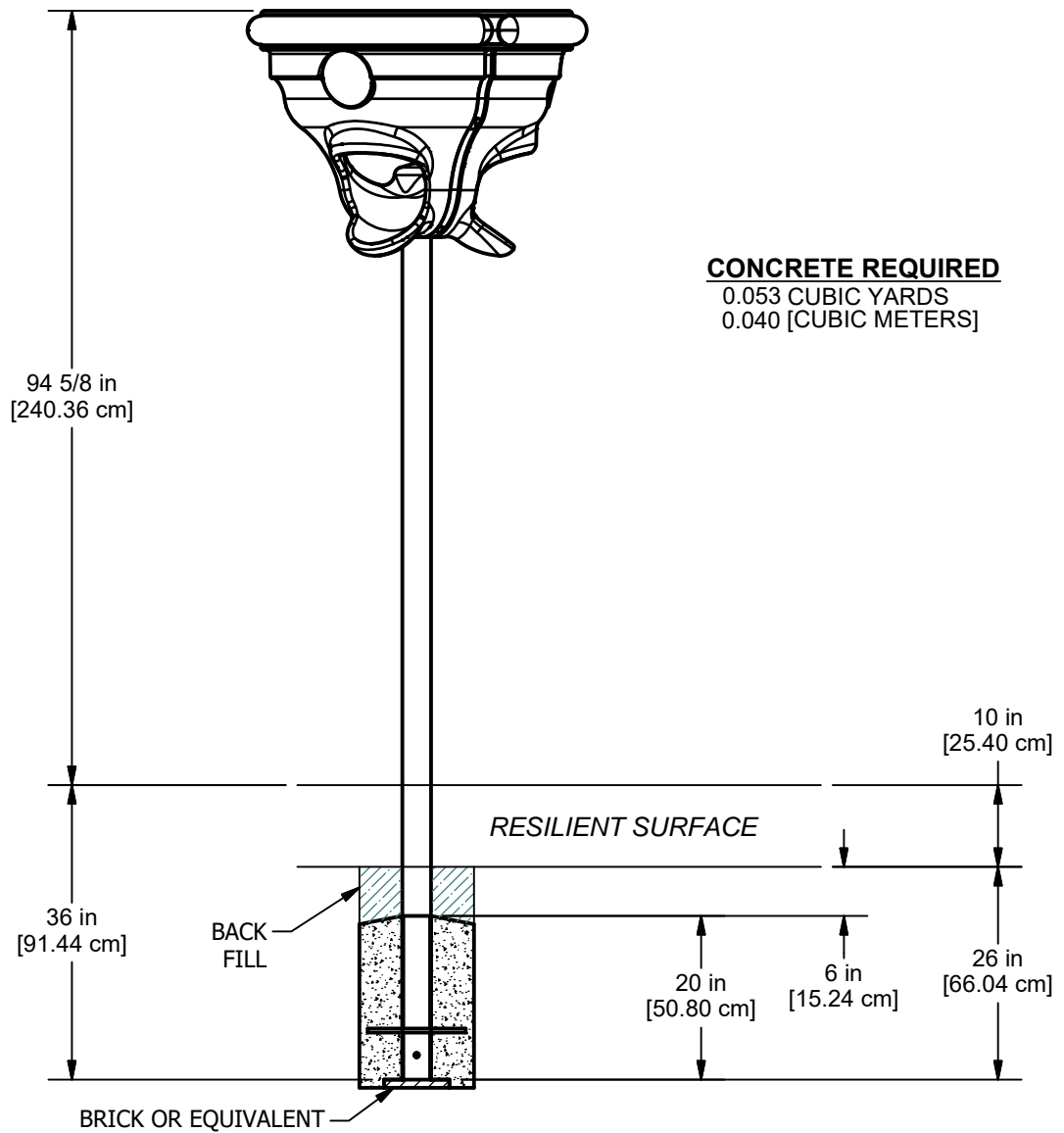
**ultraPLAY**

A PLAYCORE Company

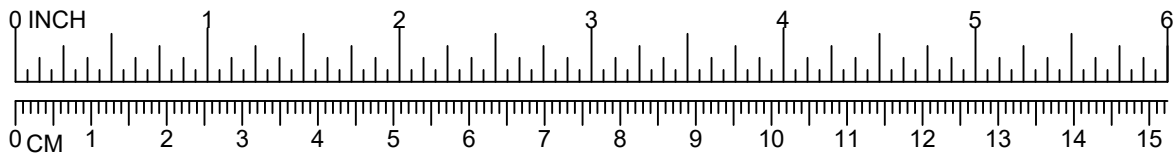
## UP114 ULTRATOSS



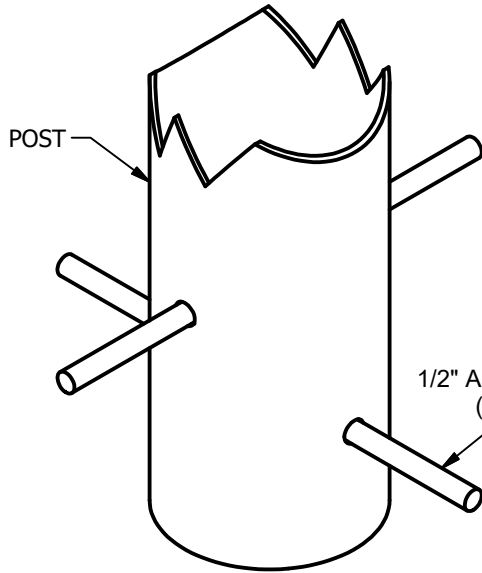
**PLAN VIEW**



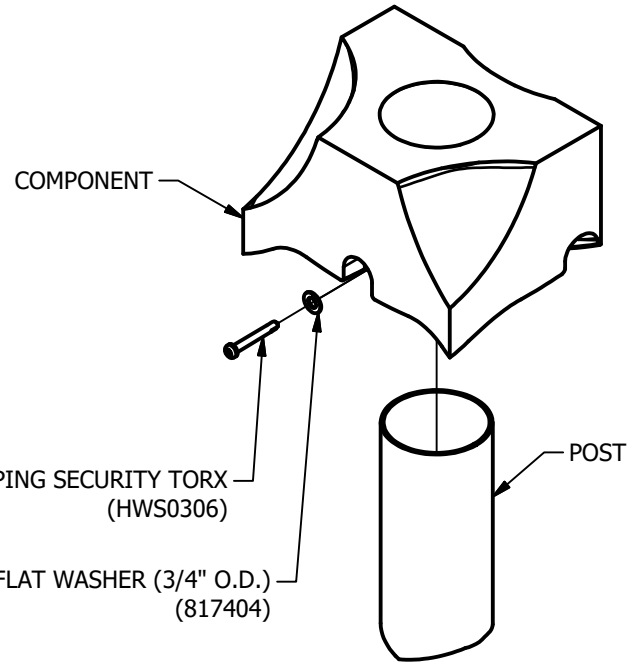
**ELEVATION VIEW**



# UP114 ULTRATOSS



371



989